



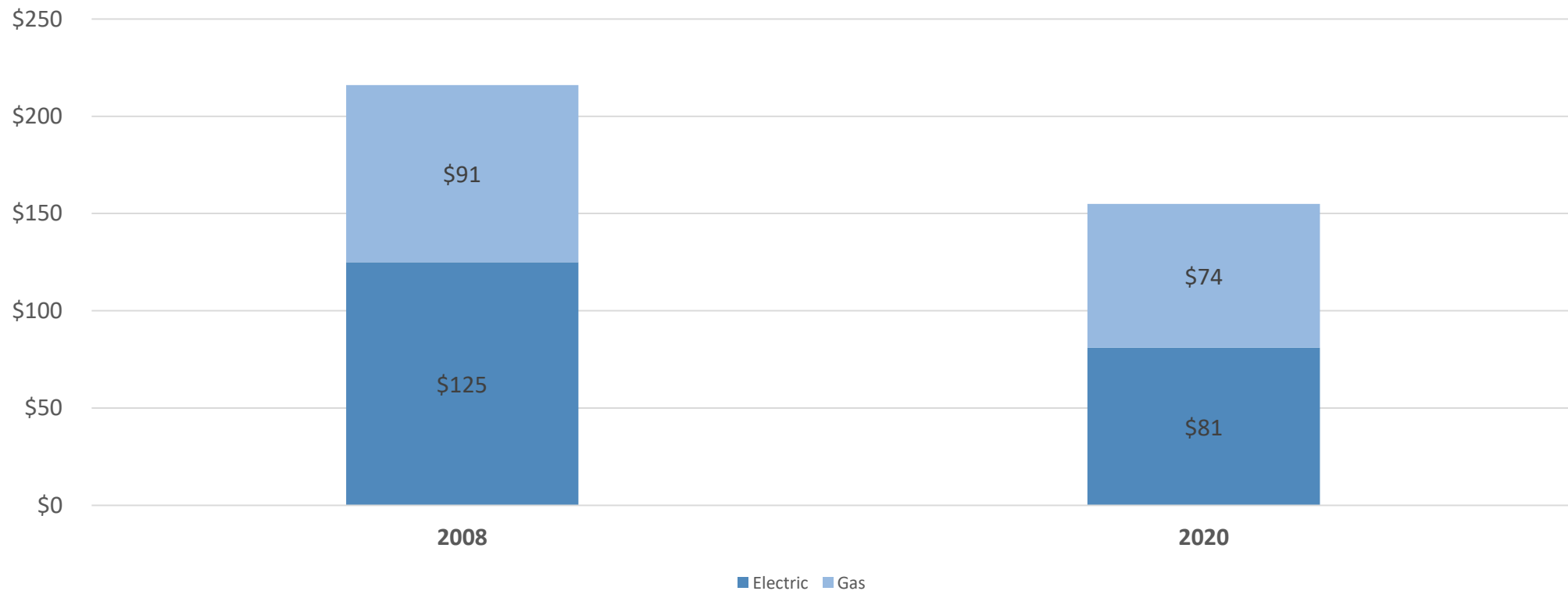
BGE Rates

Frequently Asked Questions

Q: How do BGE customers' bills today compare to past bills?

A: BGE bills are 28% lower today than they were 12 years ago, saving customers on average more than \$700 per year.

Average Monthly Bill for BGE Gas and Electric Customers



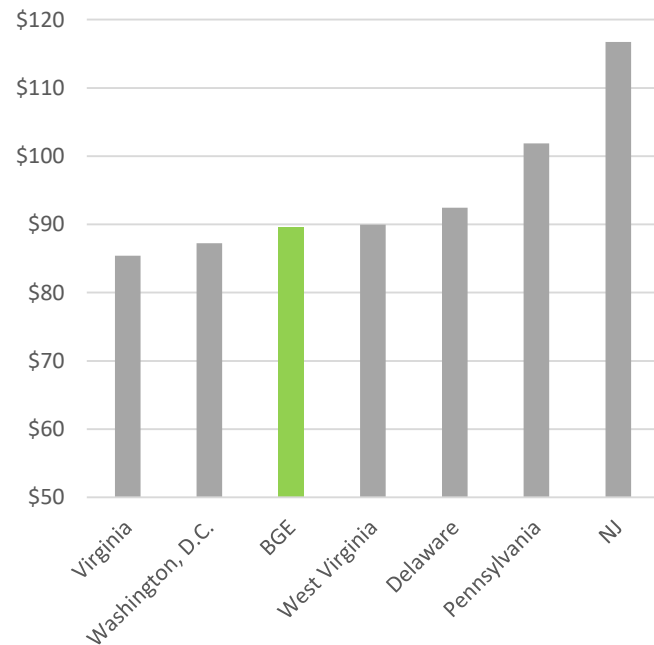
BGE is helping customers use less energy, the company has kept its operations and maintenance spending flat, and energy costs have dropped.

Q: Where do BGE bills rank compared to the rest of the country?

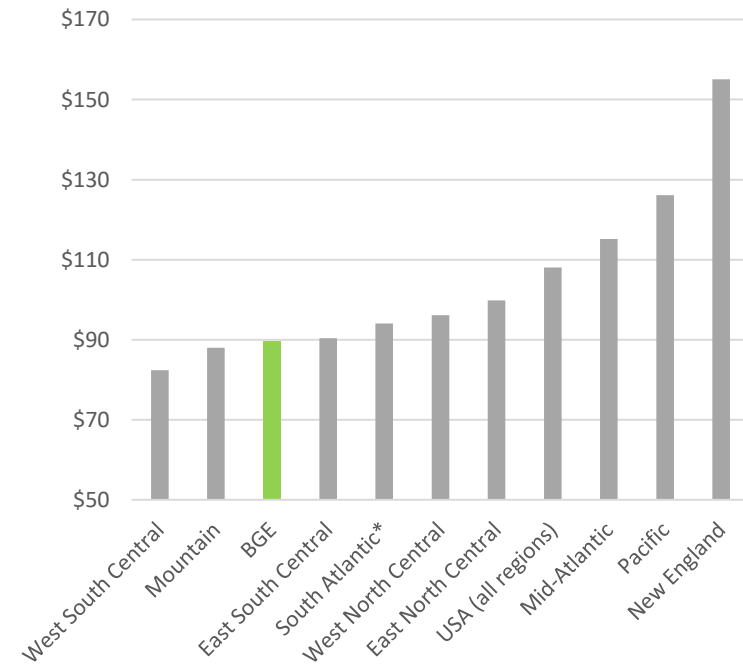
A: BGE residential customers pay lower electric rates than most of the country and surrounding states.

Average Residential Electric Rates (750 kWh usage) on July 1, 2019

Surrounding States & D.C.



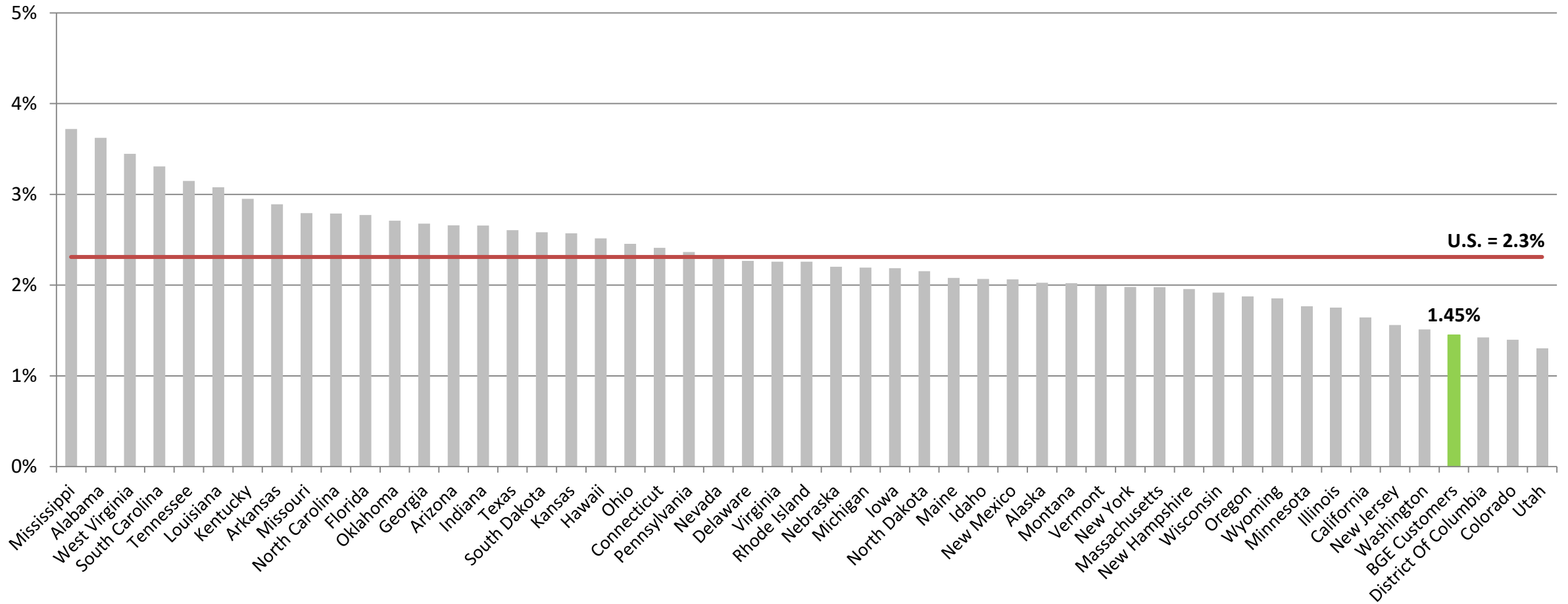
U.S. Regions



*Includes Maryland

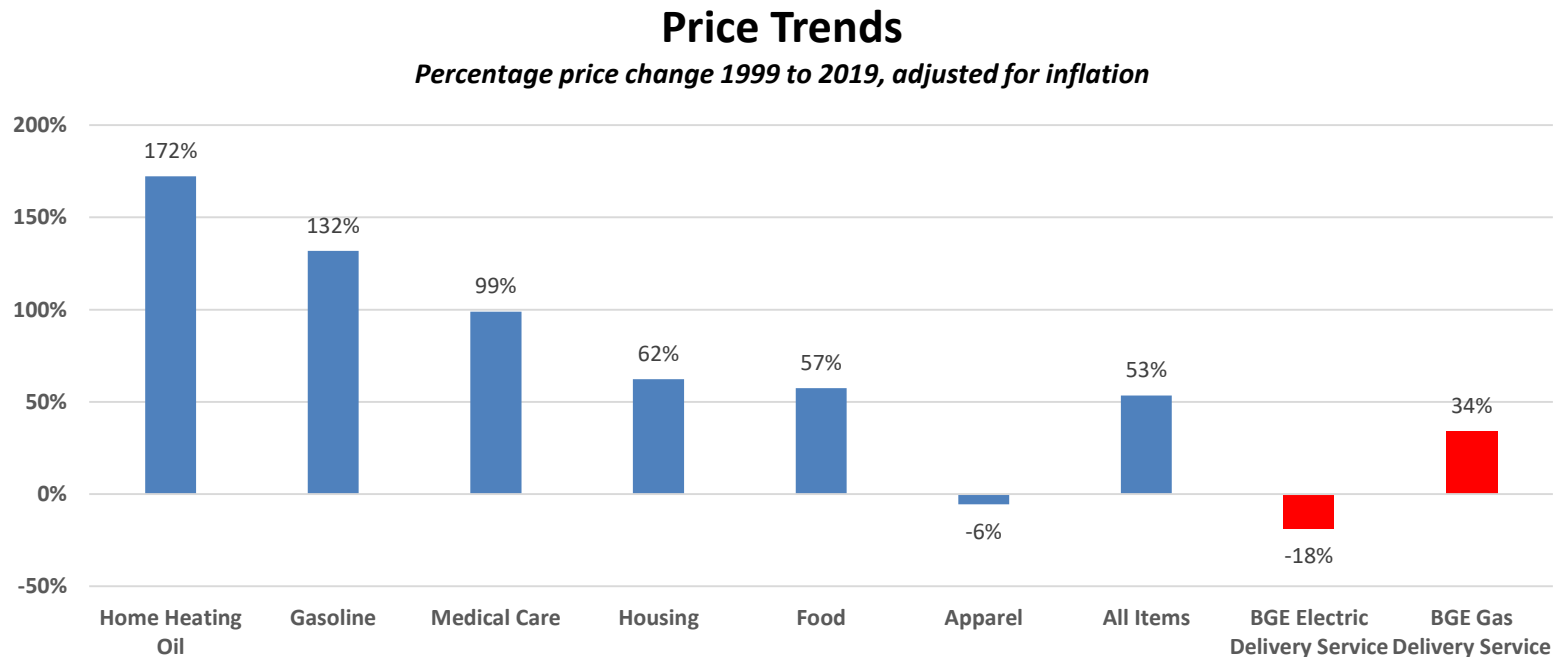
BGE customers' bills are among the lowest in the country as a percentage of median household income – Cost Index is 37% lower than the U.S. average.

2018 Residential Electricity Cost as a Percent of Median Household Income



Q: How have changes in the rates BGE customers pay compare to price changes in other household expenses?

A: Other common household expenses have risen far more substantially than the energy delivery rates BGE charges customers; in fact, BGE electric delivery rates have decreased in the last two decades.

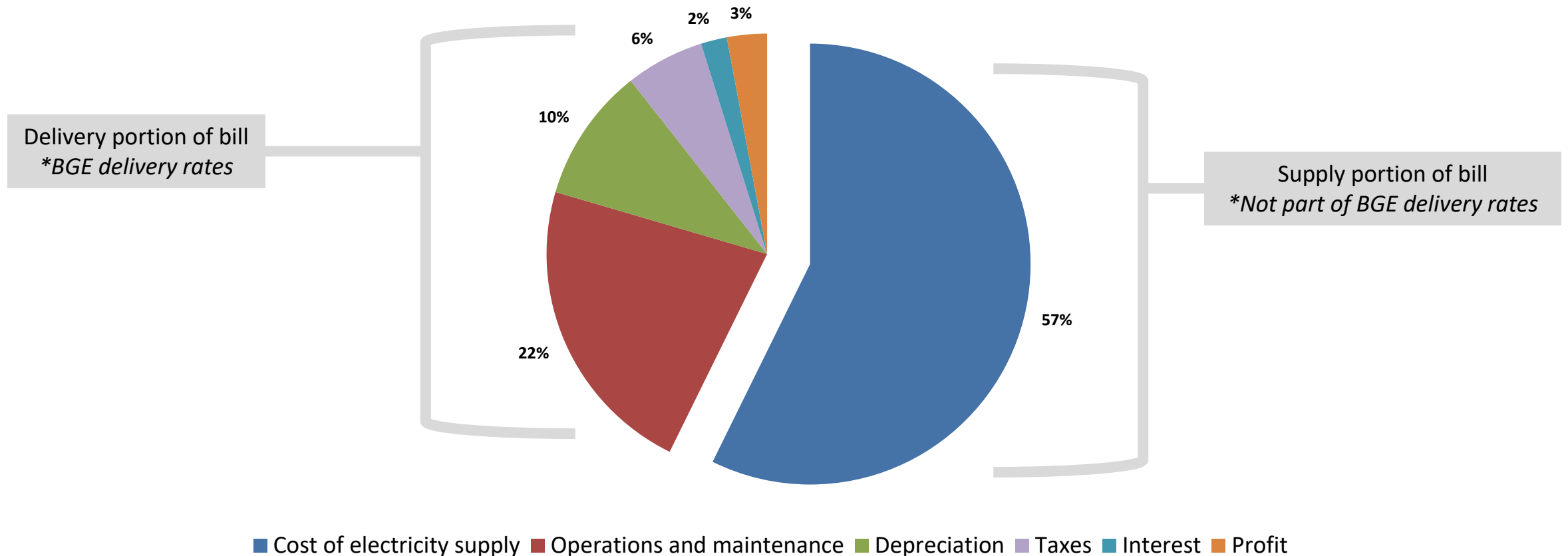


Sources: Consumer Price Indices from BLS; No. 2 Heating Oil Residential Prices from EIA; BGE Rates

Q: What do energy delivery rates pay for?

A: Most of a bill is the cost of electricity or natural gas supply, which BGE does not set. You don't even have to choose BGE as your supplier. The next biggest portion of your bill is rates for delivery—operations and maintenance of the energy system serving you.

Breakdown of an Average Residential BGE Customer's Electric Bill



Q: Does BGE work to hold down its costs?

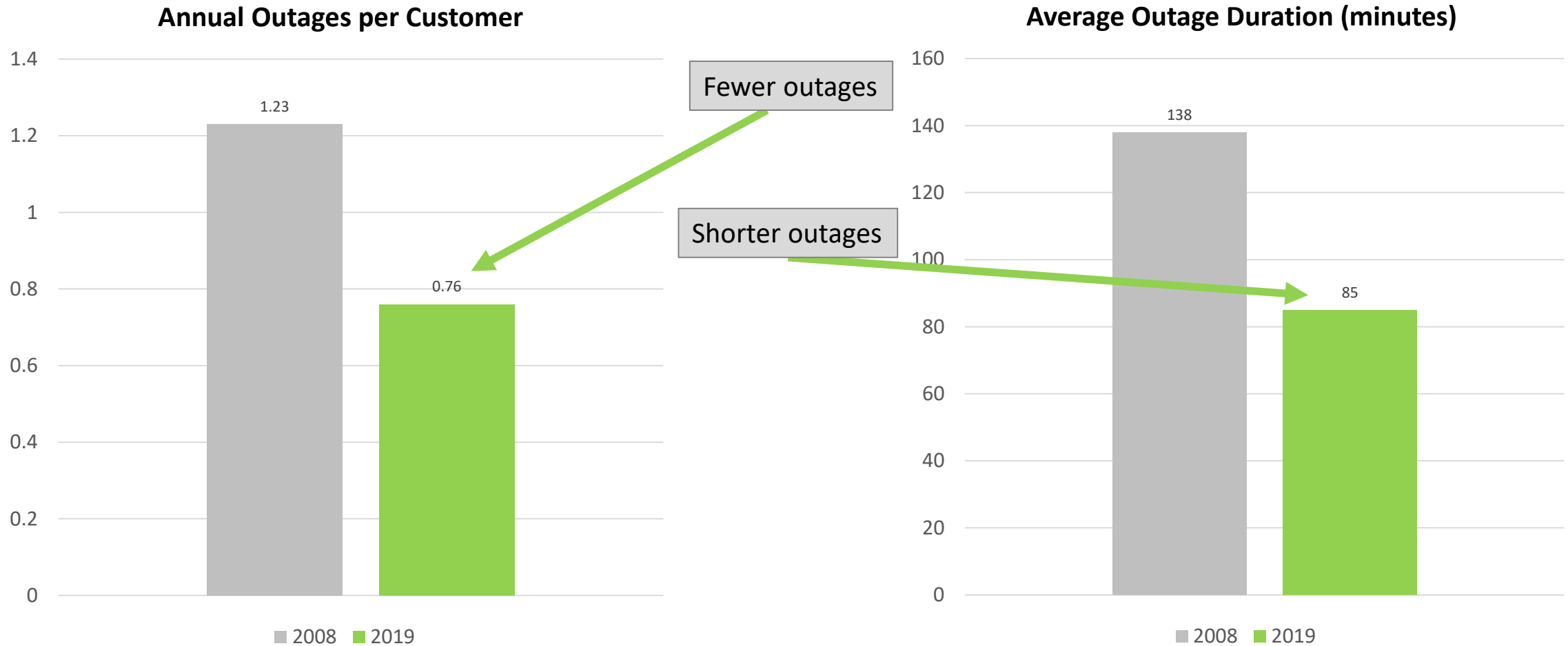
A: By finding new efficiencies, BGE has kept operations and maintenance costs flat in recent years while continuing to make investments in system upgrades that have improved gas and electric service for customers.

BGE Recent Annual Operations and Maintenance Costs



Q: How do I benefit from the investments BGE makes with the bills I pay?

A: **Fewer electric outages, faster restoration times.** BGE customers are experiencing the best service reliability in the history of the company. As an example, the frequency and duration of power outages have decreased significantly over the last decade.



Q: Is BGE using the money I pay to replace old, outdated equipment?

A: BGE is making more investments in its gas and electric systems to improve performance and safety for customers. An example is the accelerated pace of replacing aging gas mains through the STRIDE project.

STRIDE, since 2014



Replaced more than **250 miles** of gas main since 2014



Connected more than **45,000** new service lines



Created approximately **600** new jobs

STRIDE, 2021-2023



144 miles of outmoded pipe replaced



Will reduce carbon emissions by **1.1 million** metric tons over their lifetime

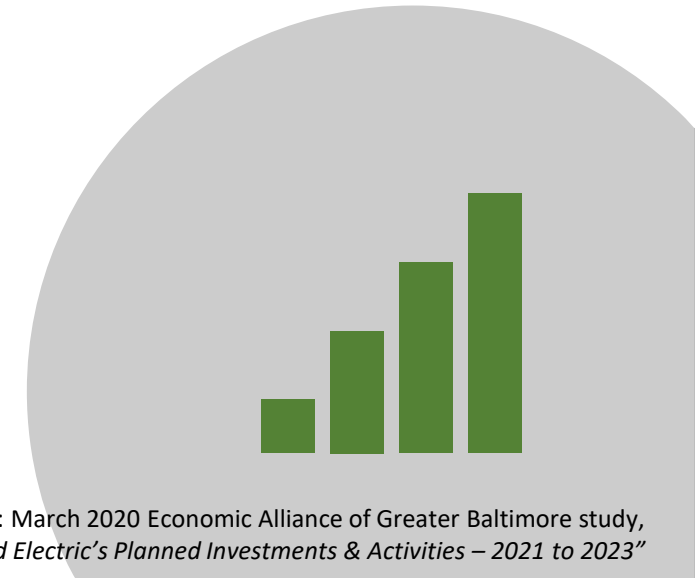


Equivalent of taking **247,000** gasoline-powered cars off Maryland roads for one year

BGE's operations not only keep the lights on and the gas flowing—they are a tremendous benefit to Maryland's economy, and more than 40% of the goods and services BGE purchases annually come from diverse suppliers.

Planned investments through BGE's multi-year plan will continue this positive economic impact*

- ✓ **26,700 jobs supported**
- ✓ **\$15.33 billion in total economic output**
- ✓ **\$2.76 billion in labor income**
- ✓ **Economic impact extends to 11 Maryland counties and nearly every industry**



*Source: March 2020 Economic Alliance of Greater Baltimore study, "Economic Impact of Baltimore Gas and Electric's Planned Investments & Activities – 2021 to 2023"